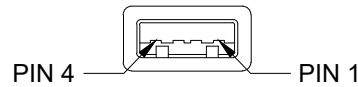


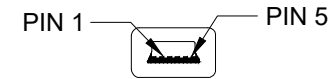
### VIEW A



4-PIN MALE MATING FACE

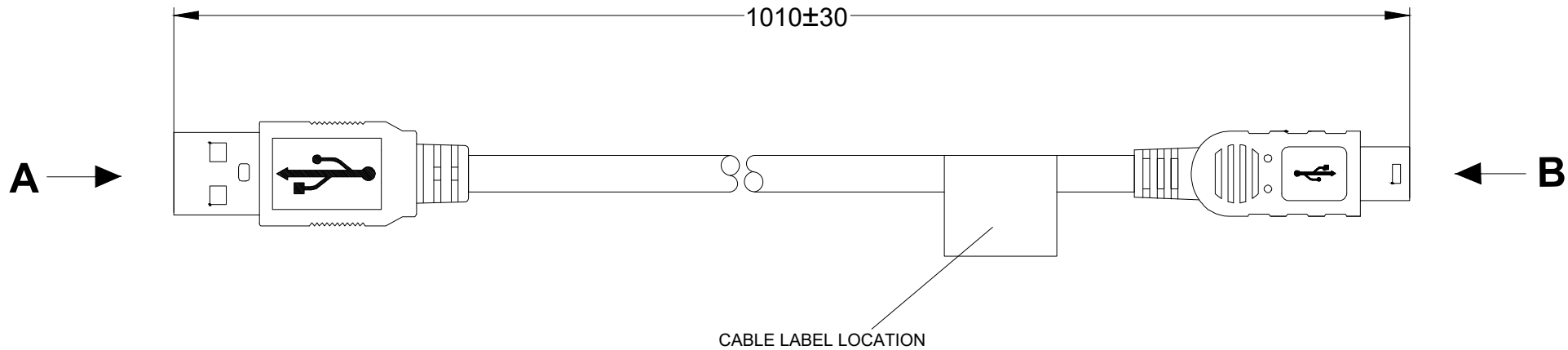
PIN #	WIRE COLOUR	DESCRIPTION
1	RED	+5V
2	WHITE	USB DATA -
3	GREEN	USB DATA +
4	BLACK	GND

### VIEW B



5-PIN MALE MATING FACE

PIN #	WIRE COLOUR	DESCRIPTION
1	RED	+5V
2	WHITE	USB DATA -
3	GREEN	USB DATA +
4	N.C	N.C
5	BLACK	GND



**LABEL SPECIFICATIONS**

1. ALL LABELS SHOULD BE WHITE/SILVER.
2. ALL INK SHOULD BE BLACK.
3. ALL TEXT PRINTED SHOULD BE 3MM.

**NOTES:**

1. REFERENCE INSTRUCTION MANUAL FOR FUNCTIONALITY
2. ANY CUSTOMER MODIFICATION OF THIS PRODUCT CAUSING SUBSEQUENT FAILURE IS NOT A LIABILITY OF BRIGADE ELECTRONICS GROUP PLC.
3. FOR LABEL AND PACKAGING INFORMATION REFER TO MASTER BOM.

**PROPRIETARY NOTICE**

THIS DESIGN AND TECHNICAL INFORMATION APPEARING ON THIS DRAWING IS THE PROPERTY OF BRIGADE ELECTRONICS, AND IS DISCLOSED IN CONFIDENCE. IT IS NOT TO BE COPIED, REPRODUCED, REVEALED TO OR EXPROPRIATED BY OTHERS, EITHER IN WHOLE OR IN PART WITHOUT THE EXPRESS WRITTEN CONSENT OF BRIGADE ELECTRONICS.



Assembly Pl Approval MEG LIN	Approved by R. PENTLEY	Checked by L. PILLAY	Drawn by S. ROBERTSON
<p>Third Angle</p>	Units mm	Scale N/A	Released 13/06/19
	Status RELEASED	Assembly Ref BS-USB-A-01	
	Part No 4554	BE-003877-00-18	